



Music Virtual Learning

# Symphonic Orchestra

May 14, 2020



# Symphonic Orchestra

Lesson: May 14

## **Objective/Learning Target:**

Students will be able to build a major and minor triad

# Warm-Up





Let's Practice!



# Step 4

# Have

*Air bow!*

**only work  
on notes!**

**Count out  
tough rhythms!**

# a plan!

**Choose 10  
measures to  
focus on!**

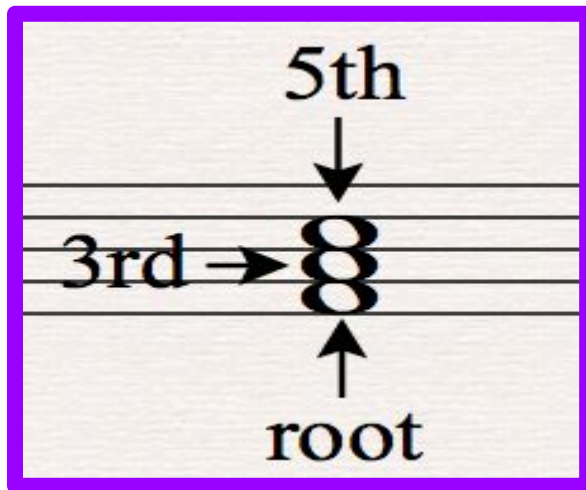
**Start at the end and work backwards!**

# Lesson



# What Are Triads?

**Triads** are made up of 3 notes played on top of each other. You will often hear people describe triads as chords. They consist of a bottom note (**root**), a middle note (**3rd**) and a top note (**5th**):



Review the  
4/30 lesson  
on intervals  
if needed!

# What Are Triads?

Watch Here to  
Learn More

The video thumbnail features a green border. On the left, a vertical pink bar contains the text "LIBERTY PARK MUSIC". To its right is a musical staff with a treble clef and a triad of three notes (C, E, G) on a white background. On the right side of the thumbnail, a pink piano keyboard is shown with the notes C, D, E, F, G, A, B, C labeled above the keys. The text "What is a Triad?" is written in white on a pink background above the keyboard. At the bottom, it says "Learn Music Theory With Nicole DiPaolo".



# What Are Triads?

As we learned in the video, there are four types of triads:

1. Major
2. Minor
3. Diminished
4. Augmented

**We are going to focus on Major and Minor**

# Major and Minor Triads



Major triads contain the root note, a major 3rd (4 half steps up), and a 5th.

Ex: C-E-G

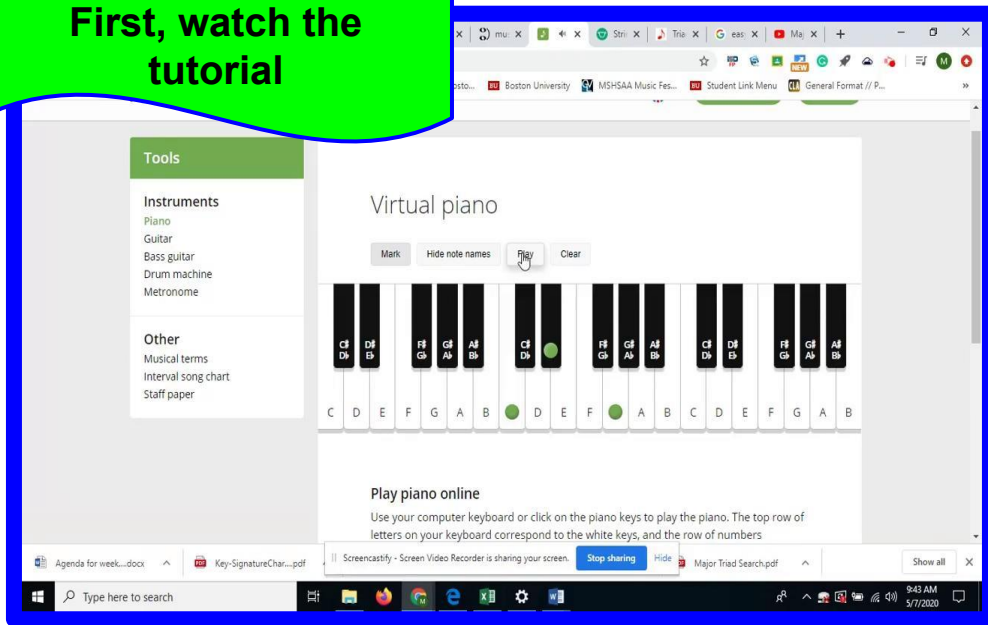


Minor triads contain the root note, a minor 3rd (3 half steps up), and a 5th.

Ex: C-Eb-G

# Let's Practice!

First, watch the tutorial



The screenshot shows a web browser window displaying a virtual piano interface. The browser's address bar shows a URL starting with 'sto...'. The page title is 'Virtual piano'. On the left, there is a 'Tools' sidebar with two sections: 'Instruments' (listing Piano, Guitar, Bass guitar, Drum machine, and Metronome) and 'Other' (listing Musical terms, Interval song chart, and Staff paper). The main area features a digital piano keyboard with black and white keys. Above the keyboard are buttons for 'Mark', 'Hide note names', 'Play', and 'Clear'. The keyboard has letter labels (C, D, E, F, G, A, B) above the white keys and letter-number labels (C4, D4, E4, F4, G4, A4, B4) above the black keys. Below the keyboard, there is a row of colored dots corresponding to the notes. At the bottom of the page, there is a section titled 'Play piano online' with instructions: 'Use your computer keyboard or click on the piano keys to play the piano. The top row of letters on your keyboard correspond to the white keys, and the row of numbers...'. The browser's taskbar at the bottom shows the Windows search bar, taskbar icons, and system tray with the time 9:43 AM on 5/7/2020.

Click [Here](#)  
for the  
Virtual  
Piano Lab

# Review

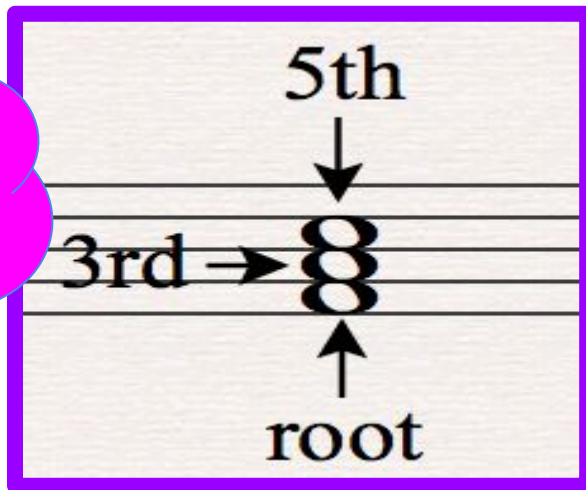


# What Are Triads?

**Triads** are made up of 3 notes played on top of each other. You will often hear people describe triads as chords. They consist of a bottom note (**root**), a middle note (**3rd**) and a top note (**5th**):

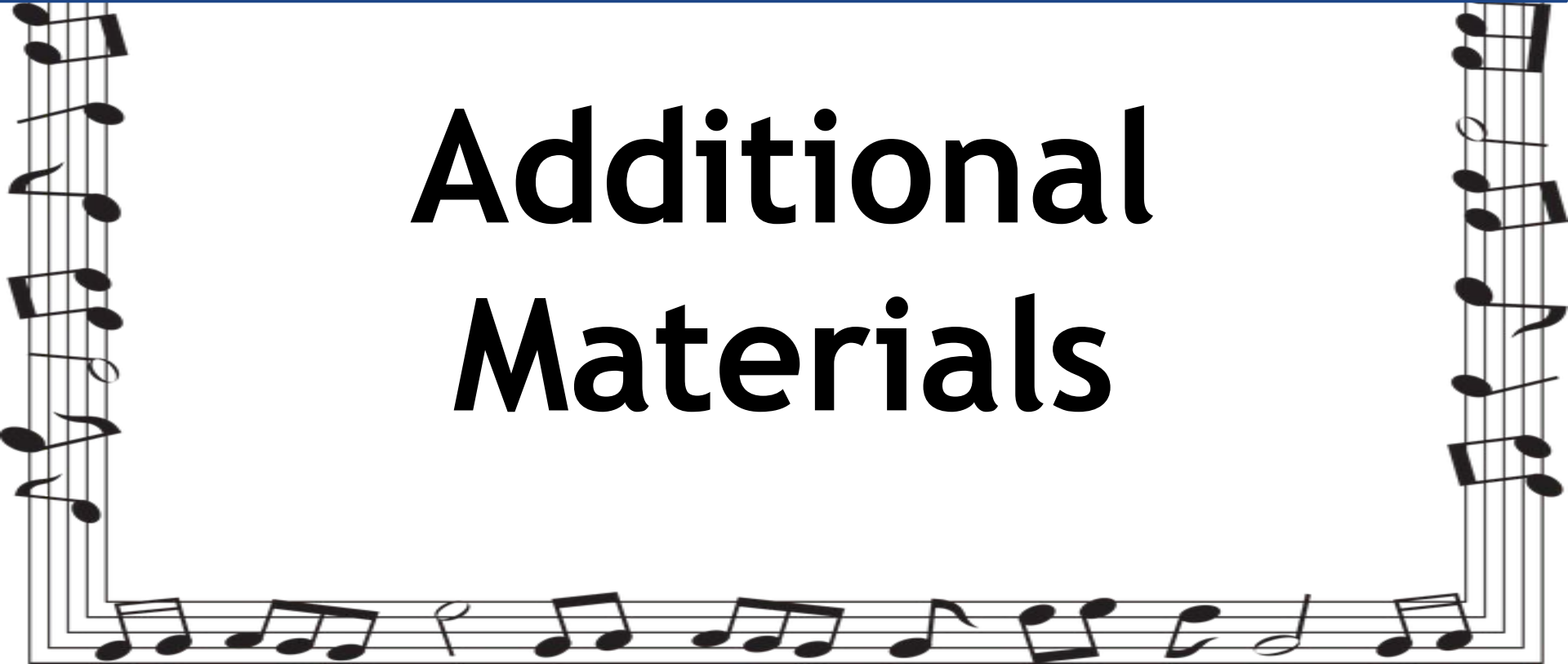


Major triads contain the root note, a major 3rd (4 half steps up), and a 5th.  
Ex: C-E-G



Minor triads contain the root note, a minor 3rd (3 half steps up), and a 5th.  
Ex: C-Eb-G

# Additional Materials



# M & M Challenge


Label the keyboard and practice building triads by laying an M & M (or other fun treat) on the notes!



[Click Here to Print](#)

If you don't have access to a printer, go back to the virtual keyboard and practice building more triads.

# Self-Assessment





# Triad Word Search Game

Click for [here](#) game sheet. Remember, these are major triads only.

## 1. Build the notes of the triad

If you don't have access to a printer, you can still practice writing the triads on a separate piece of paper or playing them on the virtual keyboard.

Remember that major triads contain the root, a major third (count 4 half steps) and fifth.

## 2. Find the chords in the word search

When you are done, check your answers [Click Here](#)